

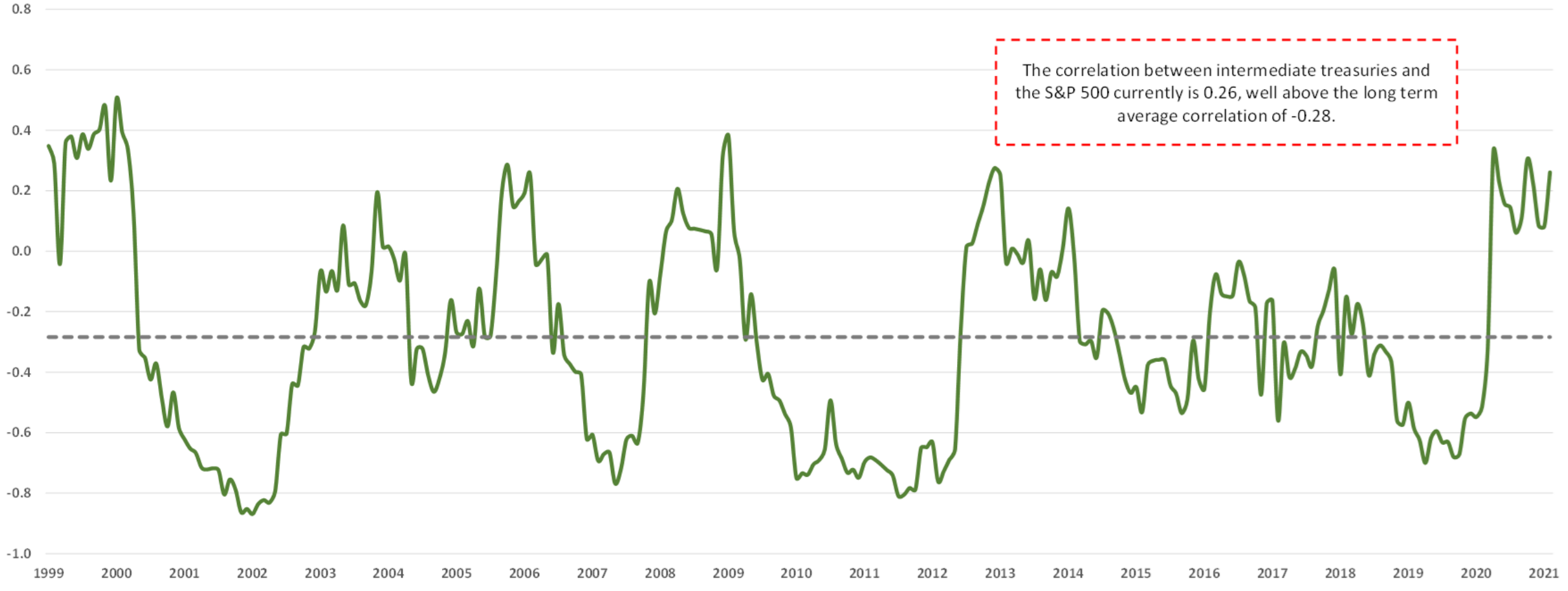


FEB 2022

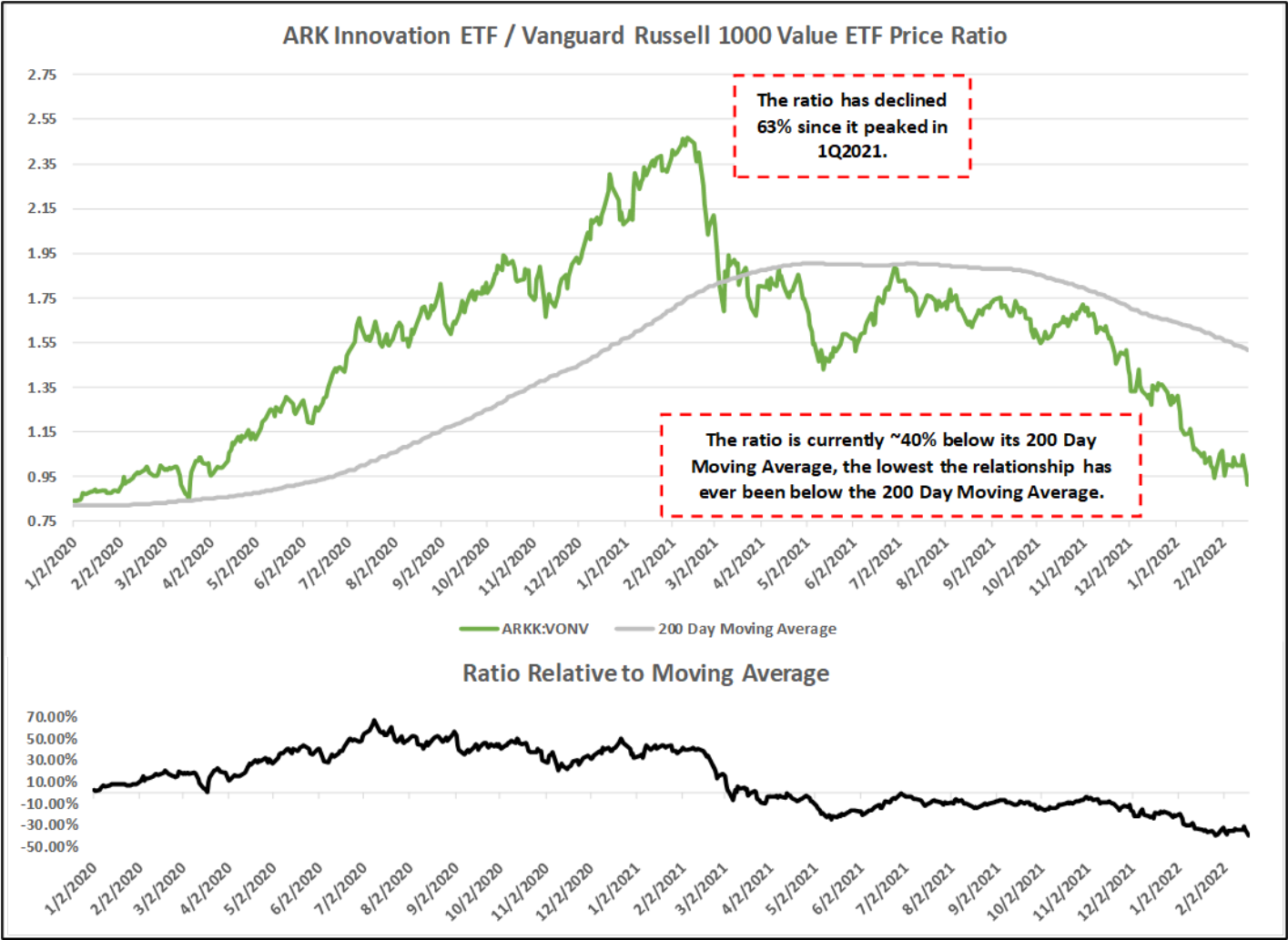
CHARTS OF THE MONTH

www.zermattwealthpartners.com

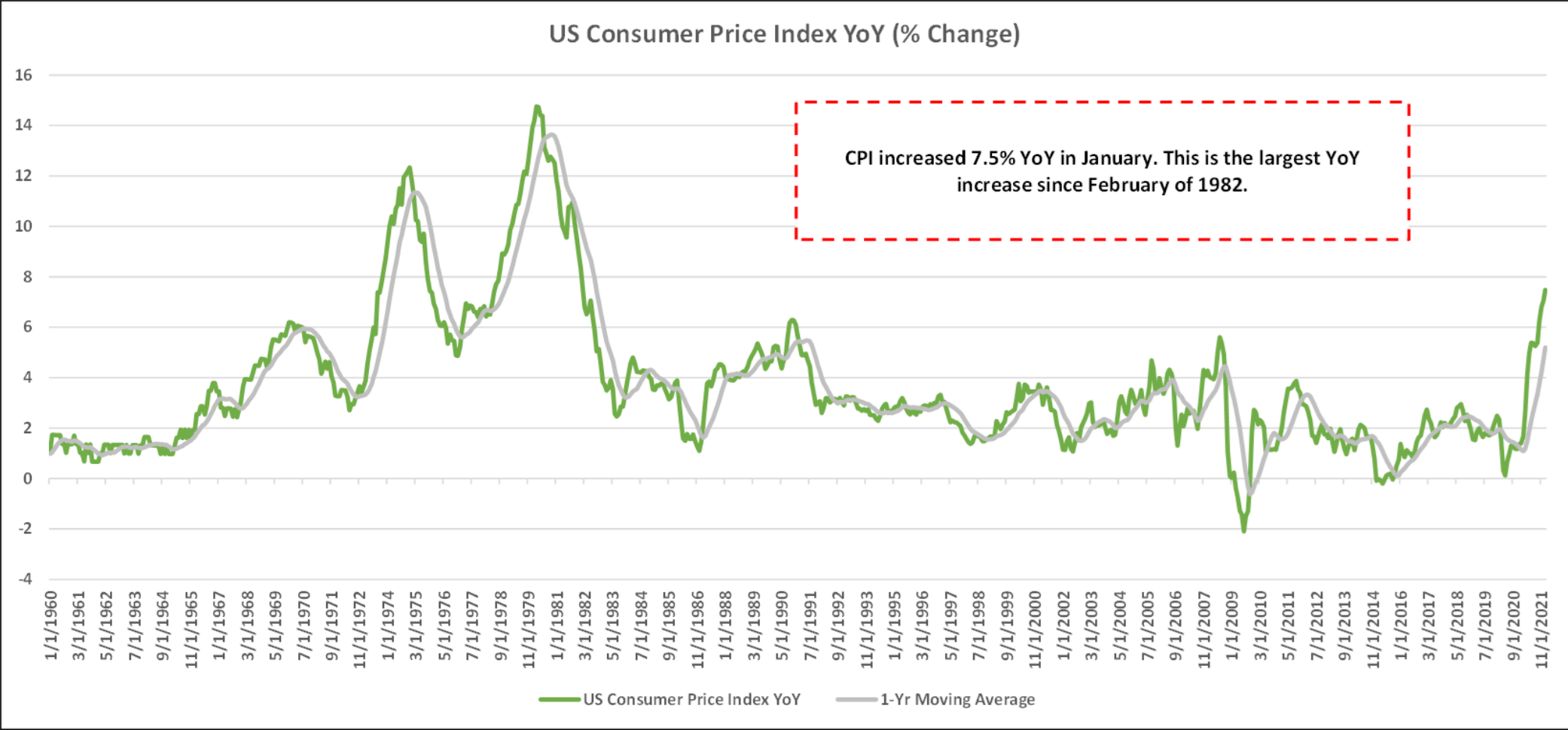
S&P 500 / Intermediate Treasury Correlation



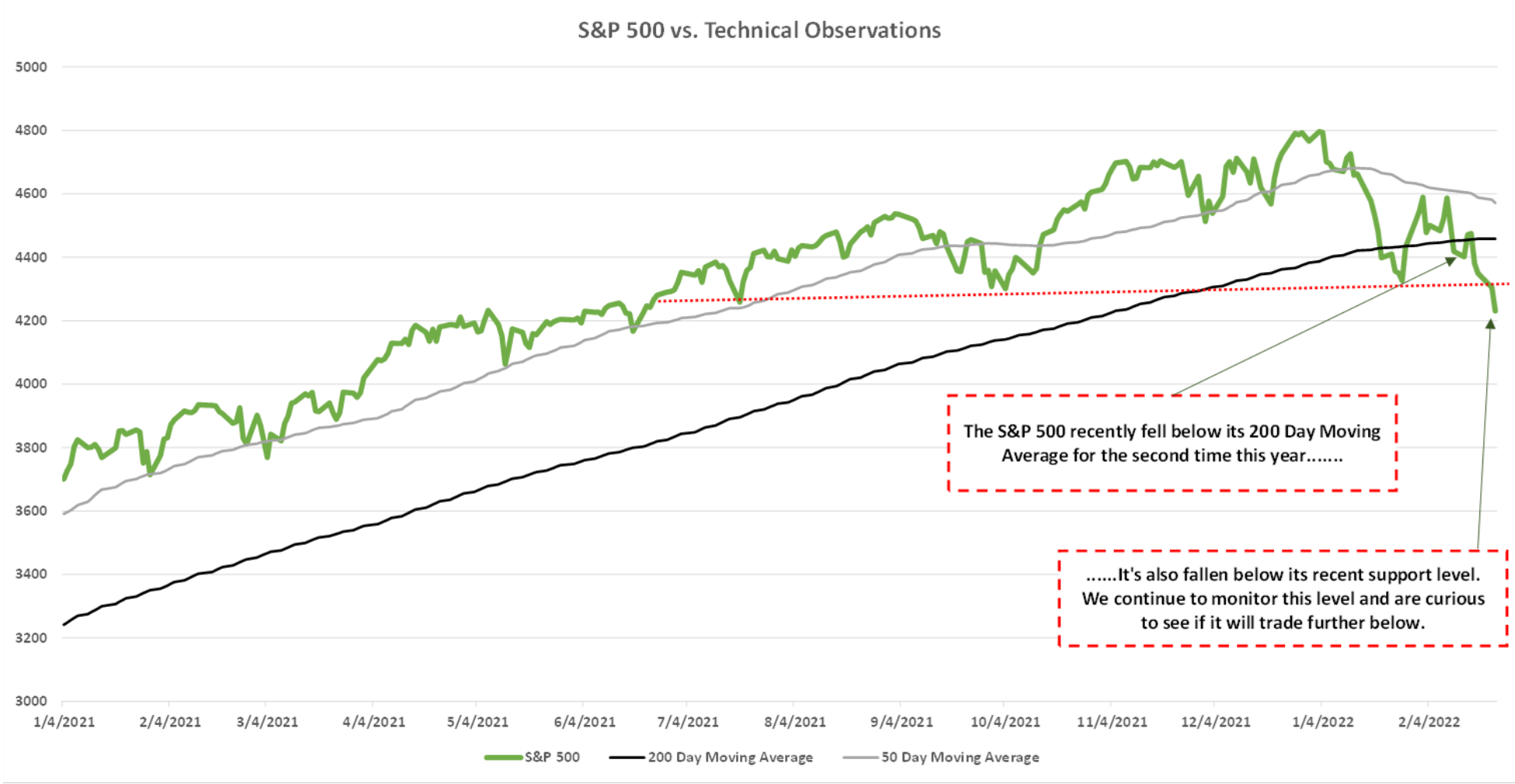
Source: Bloomberg, Wealthshield, As of 1/31/2022



Source: Bloomberg, Wealthshield As of 2/22/22



Source: Bloomberg, Wealthshield As of 2/22/2022



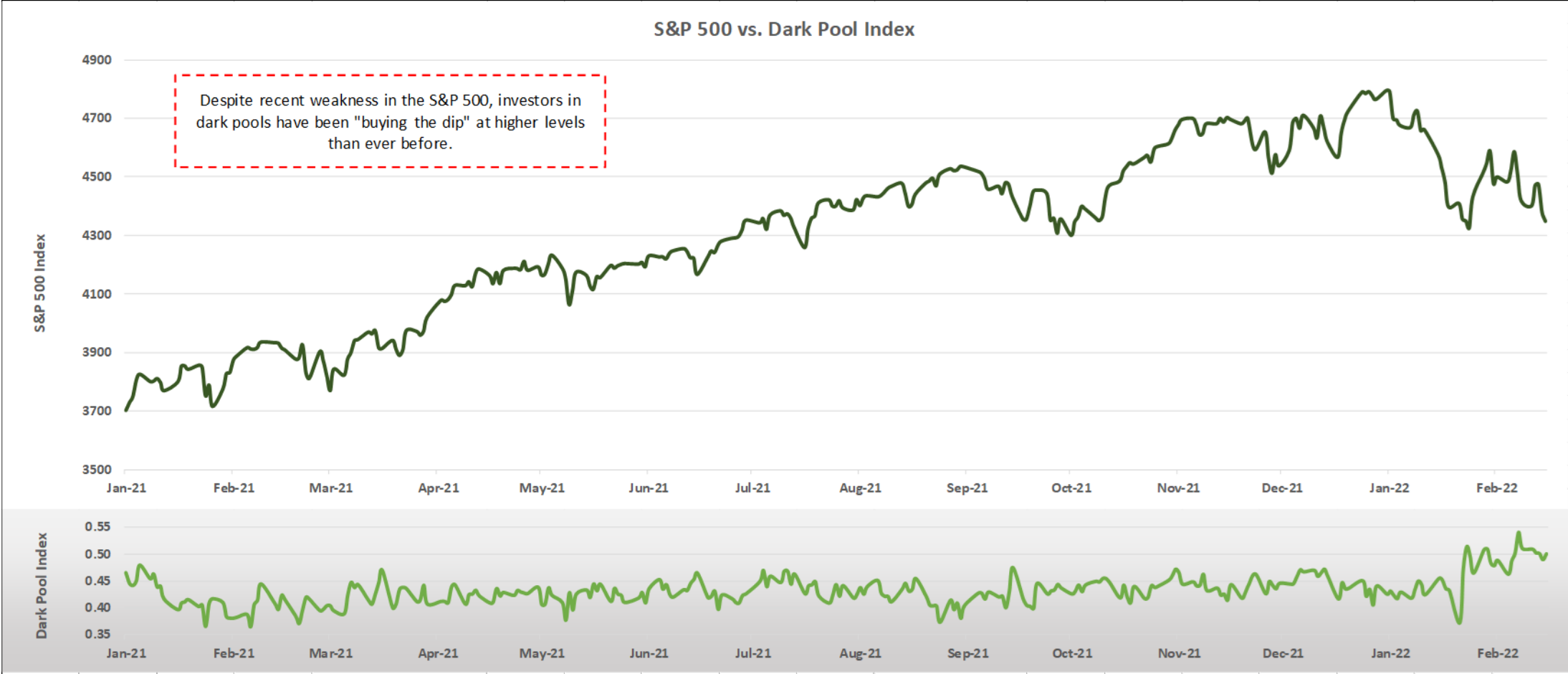
Source: Bloomberg, Wealthshield As of 12/22/2022



Source: Bloomberg, Wealthshield As of 2/22/2022

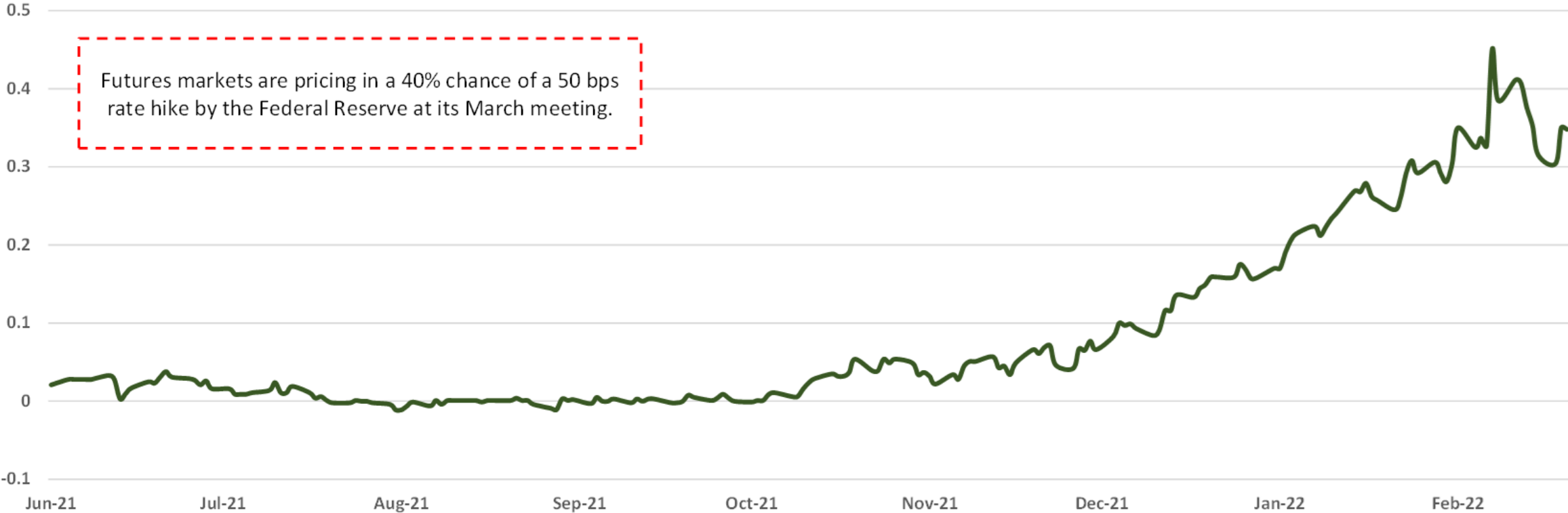
CHARTS OF THE MONTH

FEB 2022



SourceSqueezemetrics, Wealthshield, As of 2/22/2022

Implied Fed Policy Rate Hike - March 2022



Source: Bloomberg, Wealthshield As of 2/22/2022

DISCLOSURE

An index is an unmanaged portfolio of specific securities, the performance of which is often used as a benchmark in judging the relative performance of certain asset classes. Investors cannot invest directly in an index. An index does not charge management fees or brokerage expenses, and no such fees or expenses were deducted from the performance shown.

S&P 500 – measures the performance of 500 widely held stocks in US equity market. Standard and Poor's chooses member companies for the index based on market size, liquidity and industry group representation. Included are the stocks of industrial, financial, utility, and transportation companies. Since mid-1989, this composition has been more flexible and the number of issues in each sector has varied. It is market-capitalization weighted.

ARK Innovation ETF - an actively-managed exchange-traded fund ("ETF") that will invest under normal circumstances primarily (at least 65% of its assets) in domestic and foreign equity securities of companies that are relevant to the fund's investment theme of disruptive innovation.

Vanguard Russell 1000 Value ETF - seeks to track the performance of a benchmark index that measures the investment return of large-capitalization value stocks.

Consumer Price Index (CPI) - a measure that examines the weighted average of prices of a basket of consumer goods and services, such as transportation, food, and medical care.

Russian Equity Market Volatility Index -

Dark Pool Index (DIX) - a dollar-weighted measure of the Dark Pool Indicator (DPI) of the S&P 500 components. When the DIX is higher, market sentiment in dark pools is generally more bullish. When the DIX is lower, it is more bearish or uncertain.

DISCLOSURE

This was prepared by Zermatt Wealth Partners, a federally registered investment adviser under the Investment Advisers Act of 1940. Registration as an investment adviser does not imply a certain level of skill or training. The oral and written communications of an adviser provide you with information about which you determine to hire or retain an adviser. Zermatt Wealth Partners, Form ADV Part 2A & 2B can be obtained by written request directly to: 3170 Fourth Ave., 3rd Floor, San Diego, CA 92103. This is not solicitation or a recommendation to buy or sell a specific security and should not be relied upon for investment making decisions. Neither the information nor any opinion expressed should be construed as personalized investment, tax, or legal advice.

Please note, this information is intended for educational purposes only. It does not address specific investment objectives, or the financial situation and the particular needs of any person who may receive this report. Please contact your Financial Advisor prior to making investment decisions.

The information herein was obtained from various sources. Zermatt Wealth Partners does not guarantee the accuracy or completeness of information provided by third parties. The information in this report is given as of the date indicated and believed to be reliable. Zermatt Wealth Partners assumes no obligation to update this information, or to advise on further developments relating to it.