

5

FAST FACTS

 **ZERMATT™**
WEALTH PARTNERS

FEB 2022



WTI CRUDE BUILDS ON RALLY IN FEBRUARY.

The price of crude (WTI) closed the month of February at ~\$96/bbl. This represents an 8.6% increase MoM. Crude surged to over \$106/bbl intraday on March 1st.




RUSSIAN INVASION CONTINUES.

The Russian invasion into the Ukraine continues despite many sanctions against the country. Meanwhile, the Russian stock market and currency have cratered.




CONSUMER PRICE INDEX ACCELERATES FURTHER YEAR OVER YEAR.

The Consumer Price Index (CPI) increased 7.5% YoY in January, the sharpest rise in 40 years. This follows a 7% YoY increase in December.



FB SHARES PLUNGE POST-EARNINGS RELEASE.

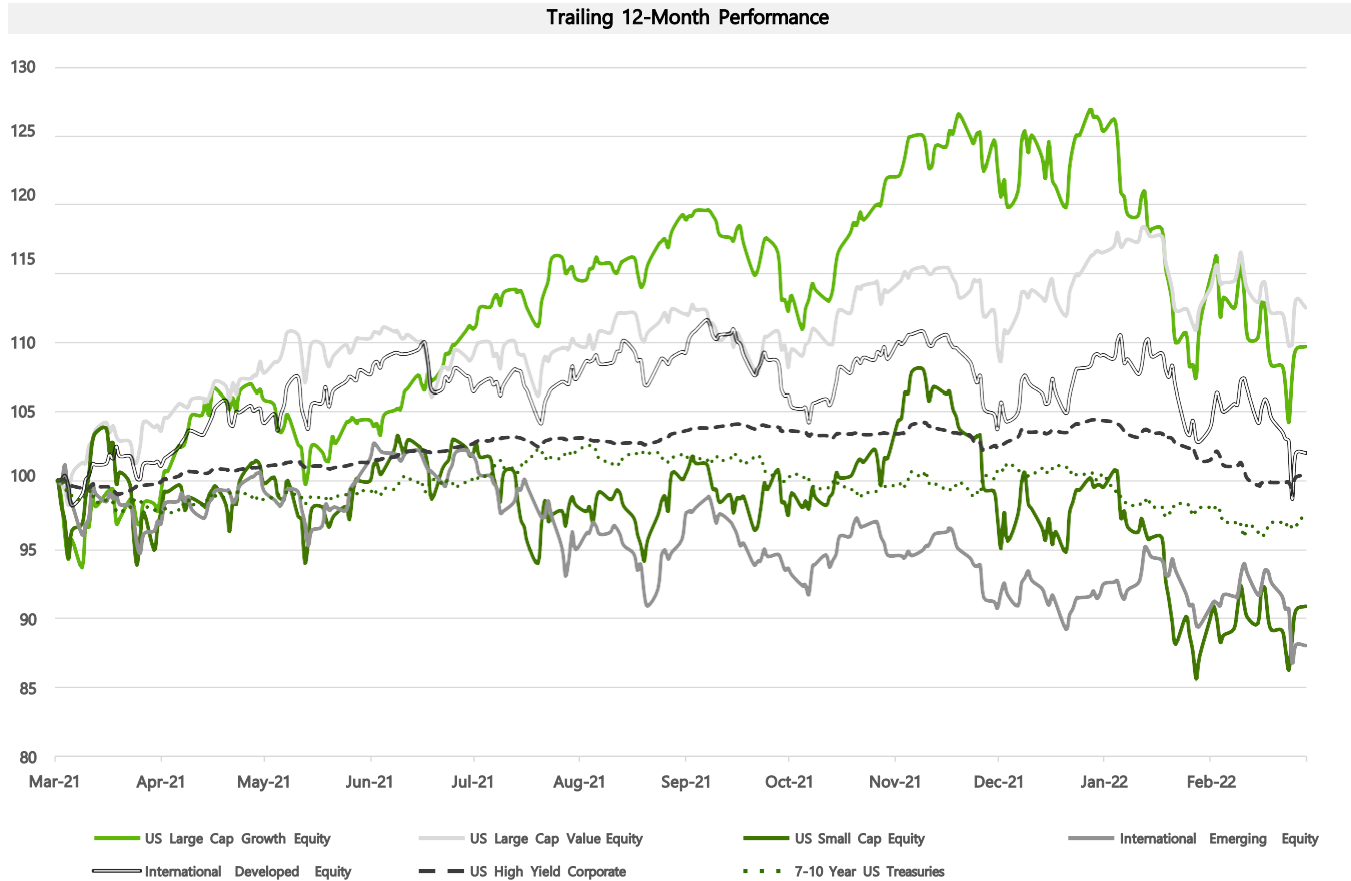
FB shares collapsed roughly 20% on the news of Facebook social network platform's user growth stagnation and a disappointing sales forecast. FB shares finished the month down ~33%.



ARKK INNOVATION ETF SELL OFF STEEPENS.

ARKK sold off 6.6% during February and has fallen 25.5% YTD. The ETF is down ~46% over the past year and is now at the same level it traded at in 3Q20.

Sources: Bloomberg, WealthShield



Source: Bloomberg, Wealthshield; As of 02/28/2022

Equity Performance (Total Return)			
Asset	1-Month	QTD	YTD
S&P 500	-3.00%	-8.02%	-8.02%
US Large Cap Growth Equity	-4.25%	-12.47%	-12.47%
US Large Cap Value Equity	-1.16%	-3.46%	-3.46%
US Small Cap Equity	1.07%	-8.67%	-8.67%
International Emerging Equity	-3.01%	-4.85%	-4.85%
International Developed Equity	-1.72%	-6.46%	-6.46%

Fixed Income Performance (Total Return)			
Asset	1-Month	QTD	YTD
US Investment Grade Corporate	-2.00%	-5.30%	-5.30%
US High Yield Corporate	-1.03%	-3.73%	-3.73%
1-3 Year US Treasuries	-0.41%	-1.11%	-1.11%
7-10 Year US Treasuries	-0.33%	-2.67%	-2.67%
20+ Year US Treasuries	-1.62%	-5.85%	-5.85%
US Municipal Bond	-0.36%	-3.09%	-3.09%

Disclosure

This was prepared by Zermatt Wealth Partners, a federally registered investment adviser under the Investment Advisers Act of 1940. Registration as an investment adviser does not imply a certain level of skill or training. The oral and written communications of an adviser provide you with information about which you determine to hire or retain an adviser. Zermatt Wealth Partners, Form ADV Part 2A & 2B can be obtained by written request directly to: 3170 Fourth Ave., 3rd Floor, San Diego, CA 92103. This is not solicitation or a recommendation to buy or sell a specific security and should not be relied upon for investment making decisions. Neither the information nor any opinion expressed should be construed as personalized investment, tax, or legal advice.

Please note, this information is intended for educational purposes only. It does not address specific investment objectives, or the financial situation and the particular needs of any person who may receive this report. Please contact your Financial Advisor prior to making investment decisions.

The information herein was obtained from various sources. Zermatt Wealth Partners does not guarantee the accuracy or completeness of information provided by third parties. The information in this report is given as of the date indicated and believed to be reliable. Zermatt Wealth Partners assumes no obligation to update this information, or to advise on further developments relating to it.

Asset Class	Proxy	Asset Class	Proxy
Large Cap Value	Russell 1000 Value TR USD	Large Cap Value Equity	S&P 500 Dividend Aristocrats TR USD
Large Cap Value Equity	Russell 1000 Dividend Select EW TR USD	Large Cap Growth	Pacer US Cash Cows Growth Index TR
Large Cap Growth Equity	Russell 1000 Growth TR USD	Momentum Equity	MSCI USA Momentum NR USD
Small Cap Equity	Russell 2000 TR USD	Managed Futures	SG Trend Index
International Developed Equity	MSCI EAFE NR USD	Dividend Growth Strategies	S&P 500 Dividend Aristocrats TR USD
Small Cap Dividend Growth	Russell 2000 Dividend Growth Select USD	Large Cap Dividend Growth	Russell 1000 Dividend Select EW TR USD
International Emerging Equity	MSCI EM NR USD	Quality	MSCI USA Sector Neutral Quality NR USD
Intermediate/Aggregate Bond	BBgBarc US Agg Bond TR USD	Commodities	Bloomberg Commodity TR USD
Municipal Bonds	S&P Municipal Bond TR USD	Private Equity	Cambridge Associates US Private Equity USD
International Bond	BBgBarc Gbl Agg Ex USD TR Hdg USD	Short Term Bond/Cash	BBgBarc US Aggregate 1-3 Yr TR USD
High Yield Bond	BbgBarc US Corporate High Yield TR USD	Long Term Treasuries	ICE U.S. Treasury 20+ Year Bond TR USD
Intermediate Treasuries	ICE U.S. Treasury 7-10 Year Bond TR USD	Short Term Treasuries	ICE U.S Treasury 1-3 Year Bond TR USD
Mid Cap Equity	Russell Mid Cap TR USD	Real Estate	NCREIF Indexes
International Equity	MSCI ACWI Ex US NR USD	US Equity	Russell 3000 TR USD
Global Equity	MSCI ACWI NR USD	Low Volatility Equity	S&P 500 Low Volatility TR USD
Global Alternatives	Hedge Fund Research HFRX Global Hedge Fund Index	Long Short Alternatives	Bloomberg Long/Short Hedge Fund Index
Merger Arbitrage	Hedge Fund Research Merger Arbitrage Index	Private Credit/Direct Lending	Cliffwater Direct Lending Index

PAST PERFORMANCE IS NO GUARANTEE OF FUTURE RESULTS. Not FDIC insured. All investment strategies have the potential for profit or loss.

Historical data may use proxies to represent investments and asset classes. These proxies may have holdings and performance that vary from the investments or asset classes over time. Proxies include but are not limited to: